

Stainless Steel Gas Connectors Specification Sheet



Applications

Indoor

- Range
- Dryer
- Water Heater
- Gas Fireplace
- Garage Heater
- Space/Wall Heater
- Tankless Water Heater
- Furnace

Outdoor

- Rooftop Units
- Outdoor Dryer
- Stationary Outdoor Grills
- Gas Fire Pits

Manufactured Home




- Mobile Home Gas Meter
- Cross-over Gas Connection Kits



Connector Minimum Flow Capacity – For Natural Gas (per ANSI Z21.24/CSA 6.10 & ANSI Z21.75/CSA 6.27)										
Straight Length Capacity – BTU per Hr 0.64 SG., 1000 BTU per Cu. Ft. at 0.5 inch Water Column (124 Pa) Pressure Drop										
Series	Nominal OD (in)	Nominal ID (in)	12"	18"	24"	30"	36"	48"	60"	72"
10	3/8"	1/4"	48,000	43,800	40,000	36,400	33,400	28,300	24,900	23,100
20	1/2"	3/8"	102,000	93,100	85,000	77,100	71,100	60,500	53,200	49,100
30	5/8"	1/2"	180,000	164,200	150,000	136,000	125,000	106,000	93,200	86,000

Connector Minimum Flow Capacity – For Propane Gas (per ANSI Z21.24/CSA 6.10 & ANSI Z21.75/CSA 6.27)										
Straight Length Capacity – BTU per Hr 1.55 SG., 2500 BTU per Cu. Ft. at 0.5 inch Water Column (124 Pa) Pressure Drop										
Series	Nominal OD (in)	Nominal ID (in)	12"	18"	24"	30"	36"	48"	60"	72"
10	3/8"	1/4"	76,800	70,080	64,000	58,240	53,440	45,280	39,840	36,960
20	1/2"	3/8"	163,200	148,960	136,000	123,360	113,760	96,800	85,120	78,560
30	5/8"	1/2"	288,000	262,720	240,000	217,600	200,000	169,600	149,120	137,600

Note: When using 0.2 water column pressure drop, capacity can be determined by multiplying the values above by 0.632 (for both natural and propane gas). For capacities at other than noted, contact Dormont at 1-800-DORMONT.



Design Certifications and Approvals

- ANSI Z21.24/CSA 6.10 – Connectors for Gas Appliances
- ANSI Z21.75/CSA 6.27 – Connectors for Outdoor Appliances and Manufactured Homes
- City of New York – MEA #376-92-M
- Approved by the Commonwealth of Massachusetts Board of State Examiners of Plumbers and Gas Fitters – *connector length may not exceed 36"*.

ALL INSTALLATIONS MUST COMPLETELY COMPLY WITH ALL DORMONT MANUFACTURING COMPANY WARNINGS AND INSTRUCTIONS, NATIONAL, STATE AND LOCAL CODES AND ALL APPLICABLE ANSI STANDARDS.

Features and Specifications

- Tubing Annealed, 304 stainless steel (ASTM A240)
- Flare nuts Brass or plated steel
- Adapters Brass or plated steel
Meets SAE J512 standard – 45° flare (with the exception of 15/16" – 16 threads of 5/8" OD)
- Optional coating Heavy-duty, antimicrobial, hot-dipped gray PVC (for 1/2" OD (21 series) and 5/8" OD (31 series only). *Coating will not hold a flame.*
- Approved for indoor and outdoor use
- Temperature rating with adapters: -40°F to 150°F
- Temperature rating with valves: -40°F to 125°F
- 100% Factory leak tested
- Code requires that a new gas appliance connector must be used for a new appliance, when moving an appliance to a new location, or as a result of damage (ANSI Z21.24/CSA 6.10 and ANSI Z21.75/CSA 6.27).
- Avoid repeated bending, flexing, or extreme vibration. Do not use on generators due to excessive vibration.

Range Connectors with Fittings

Not for use in Foodservice applications where movement is required for cleaning. Use an ANSI Z21.69 design certified gas connector.
(Contact Dormont for more information.)



Description	Part #	Length (When ordering, add length after the part number)								
		12"	18"	24"	30"	36"	48"	60"	72"	
	3/4" MIP x 3/4" MIP	30-4141-	\$22.33	\$27.14	\$31.14	\$32.59	\$35.54	\$45.27	\$54.16	\$62.79
	1/2" MIP x 3/4" MIP	30-3141-	22.33	27.14	31.14	32.59	35.54	45.27	54.16	62.79
	1/2" MIP x 1/2" MIP	30-3131-	22.33	27.14	31.14	32.59	35.54	45.27	54.16	62.79
	3/4" FIP x 3/4" FIP	30-4242-	22.33	27.14	31.14	32.59	35.54	45.27	54.16	62.79
	1/2" FIP x 3/4" FIP	30-3242-	22.33	27.14	31.14	32.59	35.54	45.27	54.16	62.79
	1/2" FIP x 1/2" FIP	30-3232-	22.33	27.14	31.14	32.59	35.54	45.27	54.16	62.79
	1/2" MIP x 1/2" FIP	30-3132-	22.33	27.14	31.14	32.59	35.54	45.27	54.16	62.79
	1/2" MIP x 3/4" FIP	30-3142-	22.33	27.14	31.14	32.59	35.54	45.27	54.16	62.79
	3/4" MIP x 1/2" FIP	30-4132-	22.33	27.14	31.14	32.59	35.54	45.27	54.16	62.79
	3/4" MIP x 3/4" FIP	30-4142-	22.33	27.14	31.14	32.59	35.54	45.27	54.16	62.79
	3/4" MIP x 3/4" FIP (Elbow)	30-4144-	27.35	32.05	35.95	37.23	40.19	49.90	58.78	67.42
	Carton Qty./Approx. Carton Wt. Lbs.		25/24	25/26	25/27	25/29	25/31	25/34	12/20	12/20

Range Connectors with Valves



Description	Part #	Length (When ordering, add length after the part number)								
		12"	18"	24"	30"	36"	48"	60"	72"	
	3/4" FIP x 3/4" FIP Ball	30-4245-	\$48.73	\$54.39	\$57.94	\$58.24	\$61.92	\$71.82	\$82.00	\$91.20
	1/2" FIP x 3/4" FIP Ball	30-3245-	48.73	54.39	57.94	58.24	61.92	71.82	82.00	91.20
	3/4" FIP x 1/2" FIP Ball	30-4235-	48.73	54.39	57.94	58.24	61.92	71.82	82.00	91.20
	1/2" FIP x 1/2" FIP Ball	30-3235-	48.73	54.39	57.94	58.24	61.92	71.82	82.00	91.20
	3/4" MIP x 3/4" FIP Ball	30-4145-	48.73	54.39	57.94	58.24	61.92	71.82	82.00	91.20
	1/2" MIP x 3/4" FIP Ball	30-3145-	48.73	54.39	57.94	58.24	61.92	71.82	82.00	91.20
	3/4" MIP x 1/2" FIP Ball	30-4135-	48.73	54.39	57.94	58.24	61.92	71.82	82.00	91.20
	1/2" MIP x 1/2" FIP Ball	30-3135-	48.73	54.39	57.94	58.24	61.92	71.82	82.00	91.20
	3/4" FIP x 3/4" FIP Angle	30-4246-	70.23	74.56	77.68	79.37	81.06	90.80	101.06	110.30
	1/2" FIP x 3/4" FIP Angle	30-3246-	70.23	74.56	77.68	79.37	81.06	90.80	101.06	110.30
	3/4" MIP x 3/4" FIP Angle	30-4146-	70.23	74.56	77.68	79.37	81.06	90.80	101.06	110.30
	1/2" MIP x 3/4" FIP Angle	30-3146-	70.23	74.56	77.68	79.37	81.06	90.80	101.06	110.30
Carton Qty./Approx. Carton Wt. Lbs.		25/29	25/31	25/33	25/35	25/37	25/40	12/23	12/23	

Coated Connectors – 31 Series with Heavy-Duty Gray PVC Coating

- Heavy-duty, hot dipped PVC coating provides protection against weather, UV, chemicals and other physical abuses.
- Antimicrobial agent prohibits the growth of mold and mildew. (Patent pending)



Description	Part #	Length (When ordering, add length after the part number)						
		24"	30"	36"	48"	60"	72"	
	5/8" OD (1/2" ID) tube with 1/2" MIP x 1/2" FIP Fittings	31-3132-	\$46.60	\$49.39	\$53.76	\$68.90	\$82.10	\$95.41
	Carton Qty./Approx. Carton Wt. Lbs.		25/24	25/27	25/30	25/45	12/25	12/28

Note: 30 series gas connectors have special 15/16" - 16 threads required for CSA design certification.




Note: For poly-bagged connectors, consult Dormont for pricing.

Nut By Nut Connectors (NOT CSA DESIGN CERTIFIED)

Description	Part #	Length (When ordering, add length after the part number)								
		10"	16"	22"	28"	34"	46"	58"	70"	
	5/8" OD (1/2" ID) tube with 5/8" OD flare nuts (15/16"-16 thread)	30-9898-	\$19.30	\$22.74	\$26.08	\$27.37	\$30.11	\$38.20	\$45.49	\$53.00
	Carton Qty./Approx. Carton Wt. Lbs.		25/7	25/9	25/10	25/12	25/14	25/17	12/10	12/11



Dryer Connectors with Fittings



Description	Part #	Length (When ordering, add length after the part number)								
		12"	18"	24"	30"	36"	48"	60"	72"	
	3/8" MIP x 3/8" MIP	20-2121-	\$21.52	\$26.05	\$29.75	\$31.87	\$35.11	\$42.51	\$52.23	\$59.47
	1/2" MIP x 1/2" MIP	20-3131-	21.52	26.05	29.75	31.87	35.11	42.51	52.23	59.47
	3/8" MIP x 1/2" MIP	20-2131-	21.52	26.05	29.75	31.87	35.11	42.51	52.23	59.47
	3/8" FIP x 3/8" FIP	20-2222-	21.52	26.05	29.75	31.87	35.11	42.51	52.23	59.47
	1/2" FIP x 1/2" FIP	20-3232-	21.52	26.05	29.75	31.87	35.11	42.51	52.23	59.47
	3/8" FIP x 1/2" FIP	20-2232-	21.52	26.05	29.75	31.87	35.11	42.51	52.23	59.47
	3/8" MIP x 3/8" FIP	20-2122-	21.52	26.05	29.75	31.87	35.11	42.51	52.23	59.47
	3/8" MIP x 1/2" FIP	20-2132-	21.52	26.05	29.75	31.87	35.11	42.51	52.23	59.47
	1/2" MIP x 3/8" FIP	20-3122-	21.52	26.05	29.75	31.87	35.11	42.51	52.23	59.47
	1/2" MIP x 1/2" FIP	20-3132-	21.52	26.05	29.75	31.87	35.11	42.51	52.23	59.47
Carton Qty./Approx. Carton Wt. Lbs.			25/16	25/18	25/19	25/21	25/22	25/26	12/14	12/16

Dryer Connectors with Valves




Description	Part #	Length (When ordering, add length after the part number)								
		12"	18"	24"	30"	36"	48"	60"	72"	
	1/2" MIP x 1/2" FIP Ball	20-3135-	\$41.00	\$45.56	\$49.16	\$50.60	\$54.20	\$62.59	\$73.02	80.40
	3/8" MIP x 1/2" FIP Ball	20-2135-	41.00	45.56	49.16	50.60	54.20	62.59	73.02	80.40
	1/2" FIP x 1/2" FIP Ball	20-3235-	41.00	45.56	49.16	50.60	54.20	62.59	73.02	80.40
	3/8" FIP x 1/2" FIP Ball	20-2235-	41.00	45.56	49.16	50.60	54.20	62.59	73.02	80.40
Carton Qty./Approx. Carton Wt. Lbs.			25/23	25/25	25/26	25/28	25/29	25/33	12/17	12/19

Note: For poly-bagged connectors, consult Dormont for pricing.


Coated Connectors – 21 Series with Heavy-Duty Gray PVC Coating

- Heavy-duty, hot dipped PVC coating provides protection against weather, UV, chemicals and other physical abuses.
- Antimicrobial agent prohibits the growth of mold and mildew. (Patent Pending)



Description	Part#	Length (When ordering, add length after the part number)					
		24"	30"	36"	48"	60"	72"
 1/2" OD (3/8" ID) tube with 3/8" MIP x 3/8" FIP Fittings	21-2122-	\$44.37	\$48.22	\$53.04	\$64.50	\$79.02	90.11
Carton Qty./Approx. Carton Wt. Lbs.		25/24	25/27	25/30	25/45	12/25	12/28

Nut By Nut Connectors (NOT CSA DESIGN CERTIFIED)

Description	Part #	Length (When ordering, add length after the part number)							
		10"	16"	22"	28"	34"	46"	58"	70"
 1/2" OD (3/8" ID) tube with 1/2" OD flare nu4	20-9898-	\$14.85	\$19.09	\$22.48	\$24.77	\$27.70	\$34.57	\$43.53	\$50.22
Carton Qty./Approx. Carton Wt. Lbs.		25/5	25/6	25/8	25/9	25/11	25/14	12/8	12/9

Water Heater, Gas Log and Space Heater Connectors Category A

10 Series - 3/8" OD (1/4" ID)

Water Heater, Gas Log, Space Heater Connectors with Fittings



Description	Part #	Length (When ordering, add length after the part number)								
		12"	18"	24"	30"	36"	48"	60"	72"	
	1/2" MIP x 1/2" MIP	10-3131-	\$19.94	\$22.98	\$24.62	\$26.84	\$29.82	\$39.44	\$46.51	\$53.32
	3/8" MIP x 1/2" MIP	10-2131-	19.94	22.98	24.62	26.84	29.82	39.44	46.51	53.32
	3/8" MIP x 3/8" MIP	10-2121-	19.94	22.98	24.62	26.84	29.82	39.44	46.51	53.32
	1/2" FIP x 1/2" FIP	10-3232-	19.94	22.98	24.62	26.84	29.82	39.44	46.51	53.32
	3/8" FIP x 1/2" FIP	10-2232-	19.94	22.98	24.62	26.84	29.82	39.44	46.51	53.32
	3/8" FIP x 3/8" FIP	10-2222-	19.94	22.98	24.62	26.84	29.82	39.44	46.51	53.32
	3/8" MIP x 3/8" FIP	10-2122-	19.94	22.98	24.62	26.84	29.82	39.44	46.51	53.32
	3/8" MIP x 1/2" FIP	10-2132-	19.94	22.98	24.62	26.84	29.82	39.44	46.51	53.32
	1/2" MIP x 3/8" FIP	10-3122-	19.94	22.98	24.62	26.84	29.82	39.44	46.51	53.32
	1/2" MIP x 1/2" FIP	10-3132-	19.94	22.98	24.62	26.84	29.82	39.44	46.51	53.32
Carton Qty./Approx. Carton Wt. Lbs.			25/13	25/14	25/15	25/17	25/18	25/20	12/11	12/12

Water Heater, Gas Log, Space Heater Connectors with Valves



Description	Part #	Length (When ordering, add length after the part number)								
		12"	18"	24"	30"	36"	48"	60"	72"	
	1/2" MIP x 1/2" FIP Ball	10-3135-	\$39.21	\$42.46	\$43.98	\$45.52	\$48.83	\$59.11	\$66.62	\$74.12
	3/8" MIP x 1/2" FIP Ball	10-2135-	39.21	42.46	43.98	45.52	48.83	59.11	66.62	74.12
	1/2" FIP x 1/2" FIP Ball	10-3235-	39.21	42.46	43.98	45.52	48.83	59.11	66.62	74.12
	3/8" FIP x 1/2" FIP Ball	10-2235-	39.21	42.46	43.98	45.52	48.83	59.11	66.62	74.12
	1/2" MIP x 1/2" FIP Angle	10-3136-	53.56	56.54	57.63	58.61	61.92	72.24	79.70	87.20
	1/2" FIP x 1/2" FIP Angle	10-3236-	53.56	56.54	57.63	58.61	61.92	72.24	79.70	87.20
Carton Qty./Approx. Carton Wt. Lbs.			25/17	25/18	25/19	25/20	25/22	25/24	12/13	12/14

Note: For poly-bagged connectors, consult Dormont for pricing.

Nut By Nut Connectors (NOT CSA DESIGN CERTIFIED)

Description	Part #	Length (When ordering, add length after the part number)								
		10"	16"	22"	28"	34"	46"	58"	70"	
	3/8" OD (1/4" ID) tube with 3/8" OD flare nuts	10-9898-	\$13.78	\$16.80	\$18.81	\$21.12	\$23.88	\$32.28	\$39.62	\$45.13
	3/8" OD (1/4" ID) tube with 3/8" OD flare nuts (9/16"-24 thread)	19-9999-	13.78	16.80	18.81	21.12	23.88	32.28	39.62	45.13
Carton Qty./Approx. Carton Wt. Lbs.			25/4	25/5	25/6	25/7	25/8	25/10	12/6	12/7